


DIVORCE



CLICK FACTS FOR MORE INFORMATION

Almost

25%



of families in the UK are lone parent families (ONS, 2013)

42%

of marriages end in divorce in the UK

(ONS, 2013)



66% of divorces were on petition of the wife (ONS, 2012)

15% of divorces were granted for adultery (ONS, 2012)



Over **120,000** families with dependent children separated in 2013 (The Marriage Foundation, 2013)



764 civil partnership dissolutions granted, an increase of 20% from 2011 (ONS, 2012)



Almost 50% of divorces involve children under 16 years old (ONS, 2012)


34%

of marriages are expected to end in divorce by their 20th wedding anniversary (ONS, 2013)


Family breakdowns including divorce cost the taxpayer an estimated **£46bn** through effects on health, extra housing support, lost work hours and Legal Aid (The Marriage Foundation, 2013)



Average duration of marriage for divorces granted was **11.5 years** (ONS, 2012)



67% of all marriages were the first marriage for both parties (ONS, 2014)



Greatest number of marriages were for men and women aged 25-29 (ONS, 2014)

SOURCES

<http://www.ons.gov.uk/ons/rel/vsob1/marriages-in-england-and-wales--provisional-2012/sty-marriage-facts.html>

<http://www.relate.org.uk/files/relate/separation-divorce-factsheet-jan2014.pdf>

<http://www.ons.gov.uk/ons/taxonomy/index.html?nscl=Marriages%2C+Cohabitations%2C+Civil+Partnerships+and+Divorces>

http://www.marriagefoundation.org.uk/Shared/Uploads/Products/5357_MF%20-%20What%20is%20the%20divorce%20rate%20-%200060213.pdf



www.kirwans.co.uk